



# Hovingham & St Hilda's CE (VC) Primary Schools Federation



## Pupil Home Learning

Date: 31/3/20

EYFS (Nursery/Reception - Miss Kirk) St Hilda's. [sthildaseyfs@hshafed.co.uk](mailto:sthildaseyfs@hshafed.co.uk)

**Acorn Class (Y1-2 - Miss Dunning) St Hilda's.** [acorn@hshafed.co.uk](mailto:acorn@hshafed.co.uk)

Oak Class (Y3-6 - Mrs Dodds-Aston) St Hilda's. [oak@hshafed.co.uk](mailto:oak@hshafed.co.uk)

Howard Class (Reception - Y2 Mrs Caddy & Mrs Atherton) Hovingham. [howard@hshafed.co.uk](mailto:howard@hshafed.co.uk)

Worsley Class (Y3-6 - Mr Kelly) Hovingham. [worsley@hshafed.co.uk](mailto:worsley@hshafed.co.uk)

Week commencing 23/3/20: Daily PE with Joe Wicks visit - <https://www.youtube.com/watch?v=K6r99N3kXME> to find out more.

# Hello everyone!

The work sent home in your packs should last up until what would have been the Easter holidays (Friday 3<sup>rd</sup> April).

Each day a PowerPoint will be uploaded to the school website to point you in the direction of which work from the pack could be completed each day.

# Daily Tasks

These tasks are to be completed each day please.

- Numbots (alternate days on Numbots and TT Rockstars for year 2)  
<https://play.numbots.com/#/intro>
- Teach your Monster to Read  
<https://www.teachyourmonstertoread.com/>
- Read (either to a grown up or a grown up can share a story with you)
- Start a diary of activities that you are doing. Update your diary by writing a few sentences every day.
- Spellings (weekly spellings will be on each powerpoint)

# Spellings for this week

Year 1 :

The split vowel digraphs 'i-e' 'o-e'
five
ride
like
time
side
home
those
woke
hope
hole

Year 2 :


Common Exception Words
even*
break*
steak*
great*
move*
prove*
improve*
sure*
sugar*
eye*

# Year 1 Maths

This week please work through the activities in your numbers to 100 booklet. The maths activities on these home learning documents this week will support the booklets and help explain concepts or any tricky bits.

Tens and ones:

At school we have equipment that looks like the picture below. It is called base 10. The long sticks represent 10 and the small cubes represent 1. We can use this to make 2-digit numbers. We count the sticks in tens first. In the picture below there are 3 tens which makes 30. Then we count the ones. There are 7 ones. That means the number we have is 37.



(Continued on next slide)

# Make your own base ten...

Can you make your own set of base ten equipment using things you have at home?

This is Miss Dunning's base ten:




The carrots are tens and the raisins are ones. What number have I made?

How many different numbers can you make?

# Year 2 Maths

Warm up:

Ice Cream Flavour	Number of Children
Chocolate	
Vanilla	
Strawberry	
Salted Caramel	

Key  
  
= 10  
children

True or False?

15 children chose chocolate. \_\_\_\_\_

50 children chose strawberry and salted  
caramel altogether. \_\_\_\_\_



Please finish the rest of your statistics booklet today.

# Year 1 Phonics

Recap: phase 4

Today we are going to practise reading longer words. When we see a long word in a book, it is sometimes easier to read the word in parts. Cover up the end part of the word while you read the first part. Then read the end part and put it all together. Practise words:

handstand

lunchbox

starlight

pondweed

windmill

melting

Challenge: can you find any long words in your books at home that you can practise this with?



# Year 2 Phonics

## Recap/warm up:

- 1) What is a suffix? What is a prefix?
- 2) Which of these words CAN have the prefix un added to it?

careful


crisp

do

## Today:

Today we are going to move on to look at compound words.

A compound word is two words that make sense on their own, but when you put them together they make a new word that still makes sense. For example:



Your task is on the next page.

Write down the compound word that is made by putting both words together:



+



=

\_\_\_\_\_



+



=

\_\_\_\_\_



+



=

\_\_\_\_\_



+



=

\_\_\_\_\_



+



=

\_\_\_\_\_

# Literacy

Warm up: you have 30 seconds to tell your grown-up as many things as you can remember from the Dr Xargle story from yesterday. Here is the link again if you need to remind yourself

<https://www.youtube.com/watch?v=VMVYgWUcLWU>

Dr Xargle has lots of funny words for things that we have on planet Earth.

What does Dr Xargle call teeth in the book?

What name does Dr Xargle have for spoons?

(task on following page)



## Task:

Can you think of some funny things to call items you have around your house? Think about what the object does or what it is used for.



Cars could be called 'Earthlet transportation capsules'.  
If you can, send your ideas to [acorn@hshafed.co.uk](mailto:acorn@hshafed.co.uk)

# ICT

Please login to purple mash (your password is in your learning pack!) Click on tools,



then scroll down and click on 2beat.



What beat can you create? Can you make a fast beat? Can you make a slow beat?

# RE

Today we are learning about how babies are welcomed into families. Do your parents have any keepsakes/mementoes from when you were a baby? Ask them why they have kept them. If you were christened or have been to a christening, talk about what happened and why people get christened. If you have not been/been to a christening, please click on the link below to watch a video clip of a baptism.

<https://www.bbc.co.uk/bitesize/clips/zm87tfr>