



# Hovingham & St Hilda's CE (VC) Primary Schools Federation



## Pupil Home Learning

Date: 29/04/20

EYFS (Nursery/Reception - Miss Kirk) St Hilda's. [sthildaseyfs@hshafed.co.uk](mailto:sthildaseyfs@hshafed.co.uk)

**Acorn Class (Y1-2 - Miss Dunning) St Hilda's.** [acorn@hshafed.co.uk](mailto:acorn@hshafed.co.uk)

Oak Class (Y3-6 - Mrs Dodds-Aston) St Hilda's. [oak@hshafed.co.uk](mailto:oak@hshafed.co.uk)

Howard Class (Reception - Y2 Mrs Caddy & Mrs Atherton) Hovingham. [howard@hshafed.co.uk](mailto:howard@hshafed.co.uk)

Worsley Class (Y3-6 - Mr Kelly) Hovingham. [worsley@hshafed.co.uk](mailto:worsley@hshafed.co.uk)

Week commencing 23/3/20: Daily PE with Joe Wicks visit - <https://www.youtube.com/watch?v=K6r99N3kXME> to find out more.

Joke of the day:

How do trees get online?  
They log in.



Send in your submissions for joke of the day! [acorn@hshafed.co.uk](mailto:acorn@hshafed.co.uk)

# Daily Tasks

These tasks are to be completed each day please.

- Numbots (alternate days on Numbots and TT Rockstars for year 2)  
<https://play.numbots.com/#/intro>
- Teach your Monster to Read  
<https://www.teachyourmonstertoread.com/>
- Read (either to a grown up or a grown up can share a story with you)
- Start a diary of activities that you are doing. Update your diary by writing a few sentences every day.
- Spellings (weekly spellings will be on each powerpoint)

# Spellings for this week

Year 1 :

very  
happy  
funny  
party  
family  
dizzy  
smelly  
silly  
jolly  
sunny

Year 2 :

badly  
hopeless  
penniless  
happily  
lovely  
joyless  
slowly  
quickly  
careless  
fearless

# Handwriting

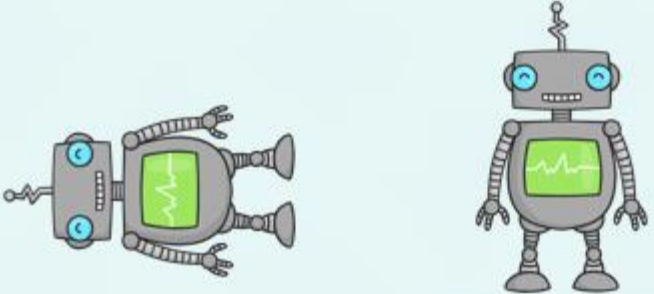
This week please practise your curly caterpillar letters:



## Maths Year 1


Warm up: <https://www.youtube.com/watch?v=XfLjhLiR-mA>

On each picture, select the correct directions to get the robot from his position back to his starting position.



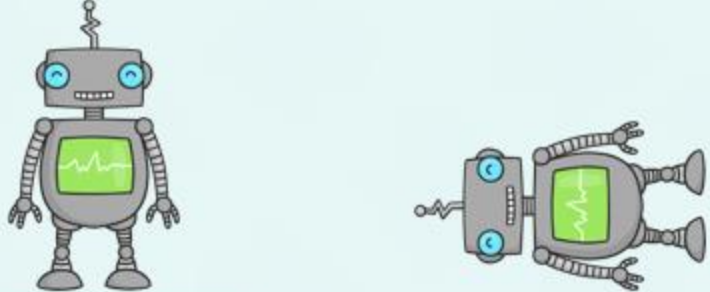
starting position

half a turn clockwise   left   a whole turn anticlockwise   a three-quarter turn clockwise   a quarter turn clockwise



starting position

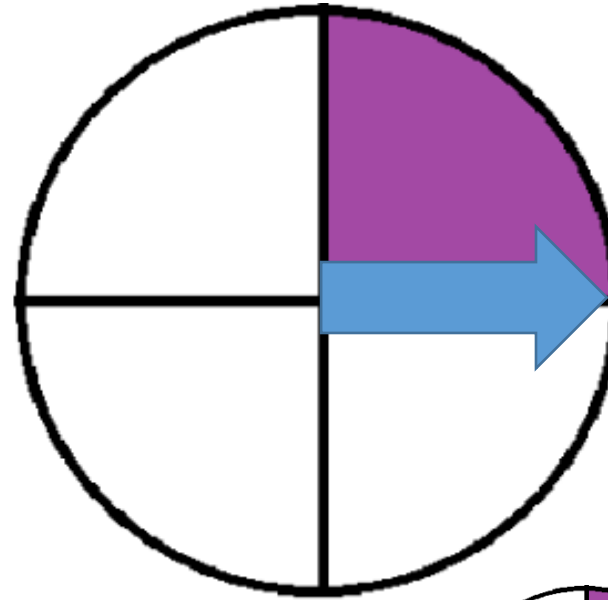
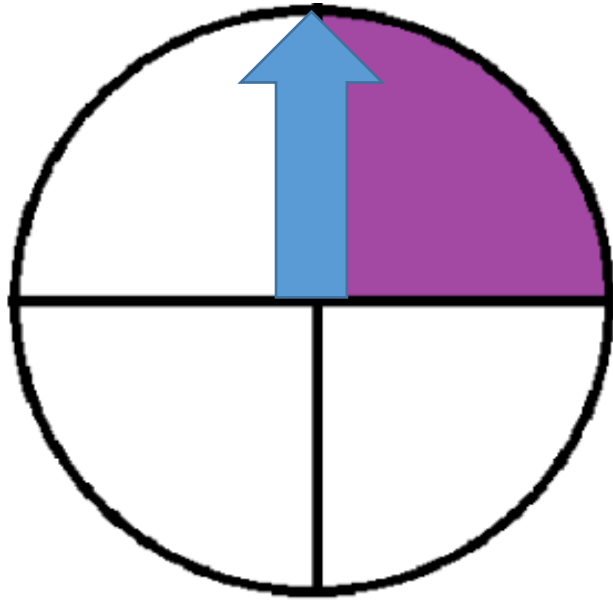
half a turn clockwise   left   a whole turn anticlockwise   a three-quarter turn clockwise   a quarter turn clockwise



starting position

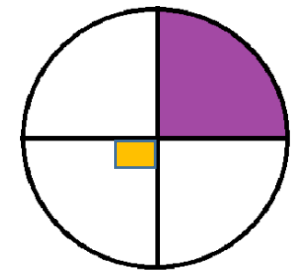
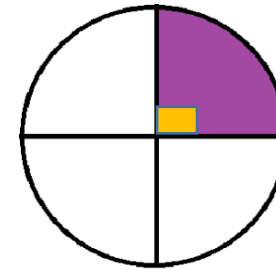
half a turn clockwise   left   a whole turn anticlockwise   a three-quarter turn clockwise   a quarter turn clockwise

# Year 2 - Right angle turns



We know that the arrow has turned through one quarter of the circle. It has done a quarter turn.

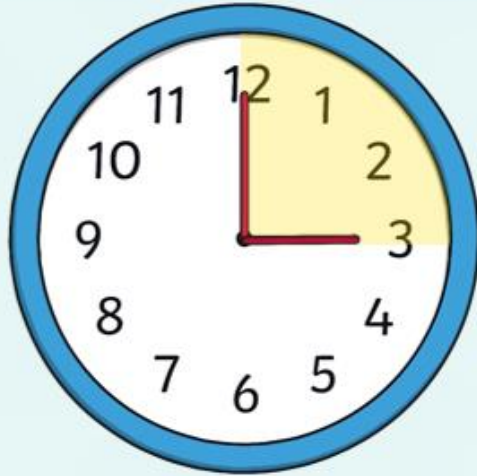
But there is another way we can describe this.



In the circles above can you see the small yellow boxes? We call these right angles. See if you can make this angle with your finger and thumb.

# Maths Year 2

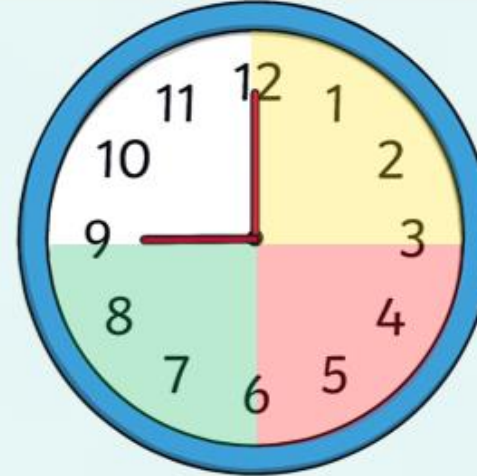
How many right angle turns can you see between the hands of the clock?



Start by going clockwise from the longer 'minute' hand to describe each angle.



How many right angle turns can you see between the hands of the clock?



Start by going clockwise from the longer 'minute' hand to describe each angle.



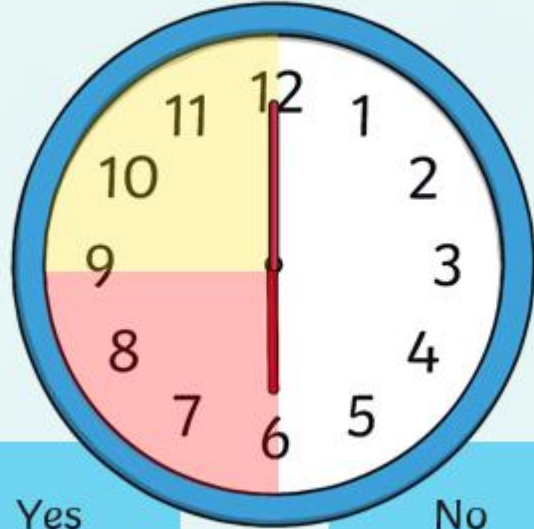
Have you noticed the link between quarter turns and right angles?

1 right angle turn = 1 quarter turn

3 right angle turns = ?



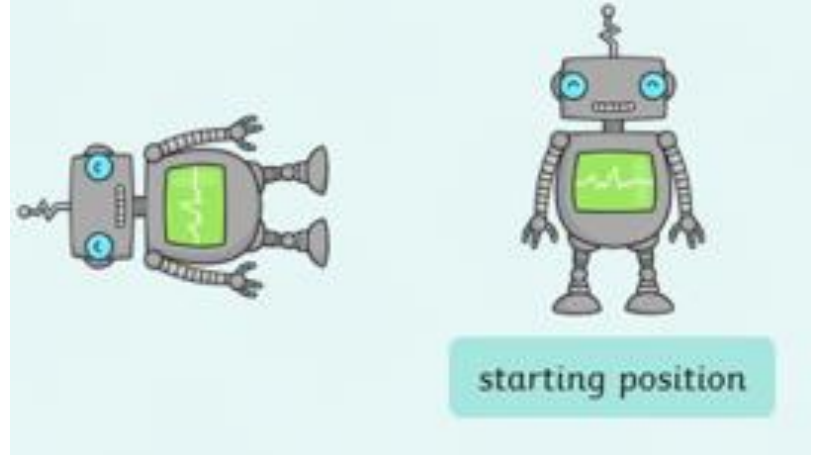
Does this time create a right angle with the hands on a clock?



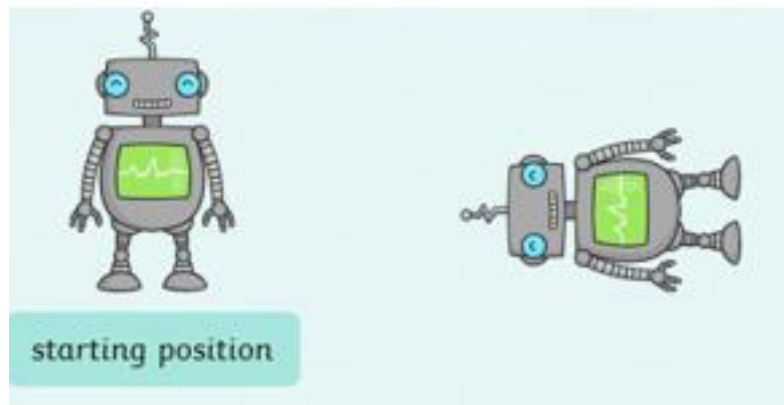
Yes

No

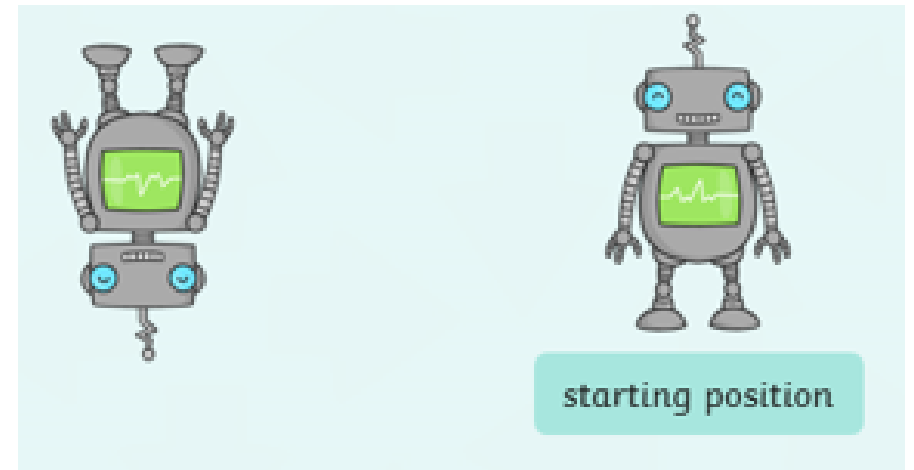
In each robot picture, write down how many clockwise right angle turns the robot would have to make to get back to his starting position.



starting position



starting position



starting position

# Year 1 Phonics

Play: <https://www.phonicsplay.co.uk/member-only/TrainYourBrainPh5.html>

Read these words:

Out      shout      cloud      mouse      house

What sound is in all of these words?

Sometimes this 'ou' can make an 'oo' sound. Like in these words:

soup      group      you      route      through

Practise reading these words and use them to write some sentences

# Year 2 Phonics

For the next phonics sessions we will be looking at different ways to make the 'l' sound in words.

What is wrong with this word: handl

It sounds like it should be spelt this way, because these are all of the sounds when we sound it out. But something is missing! The most common way to spell words that end in an 'l' sound is with this spelling pattern: le.

Like this:

little


able

middle

purple

skittle

On the next slide you will see some pictures of things that end in the 'le' sound. Write a sentence to go with each picture and look out for those 'l' words!



# Literacy

Today we are going to think about the main character in the story. How can we tell that Farmer Dan is the main character?




## Your task

- Draw a picture of Farmer Dan
- Label him with some adjectives
- Use your adjectives to write some sentences to describe Farmer Dan.

Year 2: Remember to make your sentences interesting, don't start them all with 'Farmer Dan is...'!

# RE - Wednesday

These are 2 pictures of different churches, one is a Christian Church and the other is a Muslim Mosque. What is similar about them? What is different?




Click on the following link to watch a video clip of a tour around a church.

<https://request.org.uk/restart/2015/01/12/tour-of-a-church/>

I would like to think about 2 words; '**holy**' and '**special**'. Something **holy** is very precious for religious people and is often linked to worshipping God. '**Holy**' can mean a little bit more than '**special**'.

Would you describe a church as 'holy' or 'special'? Explain your reasoning.

# History - Wednesday



Have a look at the animals - can you make a list of the things we can use from each one? For example, from a cow we can get milk which can also be made into cheese or butter; and we can beef meat which can be made into burgers and mince. Which animal can we get the most from?

