



Hovingham & St Hilda's CE (VC) Primary Schools Federation



Pupil Home Learning

Date: 22/05/20

EYFS (Nursery/Reception - Miss Kirk) St Hilda's. sthildaseyfs@hshafed.co.uk

Acorn Class (Y1-2 - Miss Dunning) St Hilda's. acorn@hshafed.co.uk

Oak Class (Y3-6 - Mrs Dodds-Aston) St Hilda's. oak@hshafed.co.uk

Howard Class (Reception - Y2 Mrs Caddy & Mrs Atherton) Hovingham. howard@hshafed.co.uk

Worsley Class (Y3-6 - Mr Kelly) Hovingham. worsley@hshafed.co.uk

Week commencing 23/3/20: Daily PE with Joe Wicks visit - <https://www.youtube.com/watch?v=K6r99N3kXME> to find out more.



Good morning Acorn class!

Next week is school holidays. I hope you all enjoy your half term.

Take care.

From Miss Dunning x

Daily Tasks

- Numbots (alternate days on Numbots and TT Rockstars for year 2)
<https://play.numbots.com/#/intro>
- Teach your Monster to Read
<https://www.teachyourmonstertoread.com/>
- Read (either to a grown up or a grown up can share a story with you)
- Start a diary of activities that you are doing. Update your diary by writing a few sentences every day.
- Spellings (weekly spellings will be on each powerpoint)

Spellings for this week

Year 1 :

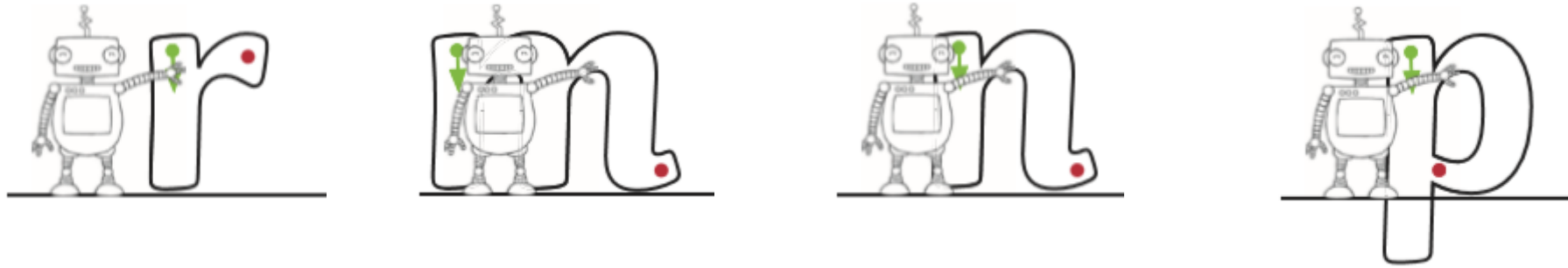
Week 5 The vowel trigraph 'air' and 'are'
air
fair
pair
hair
chair
bare
dare
care
share
scared

Year 2 :

Week 5 The possessive apostrophe
Megan's
Ravi's
the girl's
the *child's
the man's
the woman's
the school's
a dog's
a teacher's
a postman's

Handwriting

This week we are going to practise what we sometimes call the 'one armed robot' letters. We are going to look at r, m, n and p. All of the letters have a 'stick' on them, but we must remember to do these first and now put them on afterwards! The green dot in the pictures show you where to start. Remember your leading line in if you usually join your writing.



If you would like any handwriting worksheets or writing paper please email acorn@hshafed.co.uk

Maths

Well done everyone for all of your maths work this half term! Today we are going to do some maths quizzes. When you have finished your quiz you could play some Maths games by following the links below. You can choose which ones you would like to play.

<https://www.topmarks.co.uk/maths-games/5-7-years/counting>

<https://www.bbc.co.uk/bitesize/topics/zjkphbk>

Year 1 Quiz

Which of the frogs below is **lighter**?

Put a **ring** around your answer.



Match the sentence to the correct image.




The container is full.

The container is empty.

The container is half full.

The container is more than half full.



7 Where are the boats? Tick (✓) your answer.

in the sink

outside the sink

underneath the sink

Look at the map and then answer the questions.

The car is going to the school.



park

school

10 Where is the car? Tick (✓) your answer.

near to the park

in the park

far from the park

11 Which way should the car go? Tick (✓) your answer.

outside

backwards

forwards

12 What should the car do at the next road? Tick (✓) your answer.

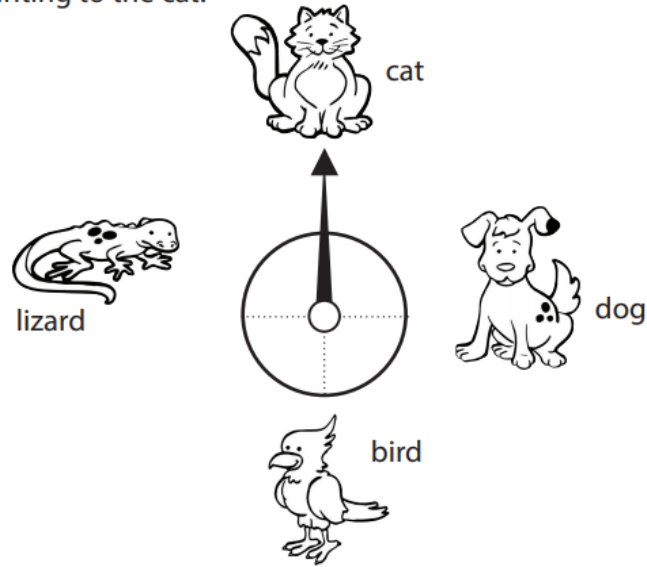
turn right

turn left

go straight on

Year 2 Quiz

Look at the spinner and pets below. The spinner is pointing to the cat.



- 13 Which animal will the spinner point to, after making a three quarter turn anti-clockwise?

In Spain it is 24°C. In England it is 16 °c. How much warmer is it in England than in Spain?

Look at the water in the jug.



How much water is in the jug?
Draw a **ring** around your answer.

empty quarter full half full full

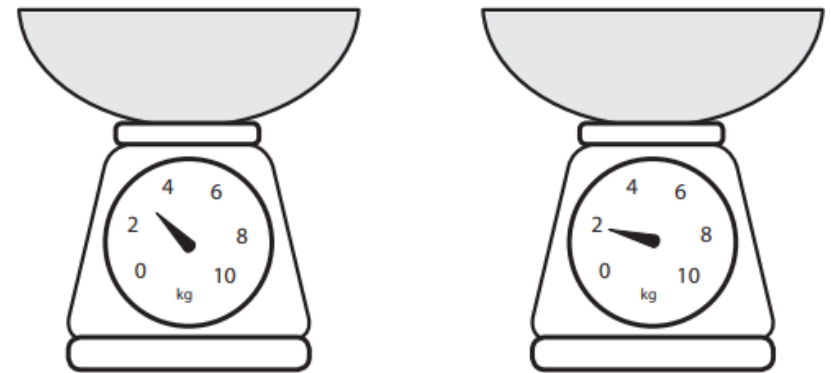
- a length / height kilograms
- b temperature centimetres
- c mass litres
- d capacity degrees Celsius

Steph pours juice from two identical bottles into two identical glasses.



Which glass has the most juice in?
Which has the least juice in?
Explain why.

Which of the scales shows the **lighter** mass?



Year 1 Phonics

Lesson 14: <https://www.youtube.com/watch?v=-jb0cqvnEr0>

Remember that you can supplement these sessions with games here:

www.phonicsplay.co.uk

Year 2 Phonics

This week we have been looking at different types of sentence. Here are the ones we have looked at so far: command, statement and question. Can you explain to a grown up what each one is? We have got one more to look at today. They are called exclamations.

Exclamations

An exclamation is a sentence beginning with 'What' or 'How'. It is a full sentence, including a verb, which ends with an exclamation mark.



What a dangerous mountain to climb!



What amazing children they are!



How kind of him to do that!



Your turn! Can you write 5 exclamations? Remember your end punctuation.

Literacy

Yesterday you used key words to fill in the boxes in the this template and plan your writing.

Today you are going to write out your fact file properly using full sentences.

You could follow these steps to help you:

- **Use your key words that you wrote down yesterday.**
- **Think about how to use those words in a sentence.**
- **Practise speaking your sentence out loud to a grown up.**
- **Write it down.**
- **Read it to see if it makes sense.**

Challenge: Try to link parts of your sentences using **and** or **because**

Please send me an email if you would like a larger template sheet to print out.

All About _____

What they look like

Where they live

What they eat

Some other interesting facts

Science

Watch: <https://www.youtube.com/watch?v=w77zPAtVTuI>

Put these pictures in the correct order to show what happens when a seed is growing. Label the pictures to say what is happening at each stage.



Music

In Literacy we have been writing about minibeasts. Here is a song all about a spider:

<https://www.bbc.co.uk/teach/school-radio/primary-school-songs-anansi-the-spider/z7vmqp3>

Can you make up some actions for the song?

Are there any parts that sound the same or could have the same actions?