



# Hovingham & St Hilda's CE (VC) Primary Schools Federation



## Pupil Home Learning

Date: 12/05/20

EYFS (Nursery/Reception - Miss Kirk) St Hilda's. [sthildaseyfs@hshafed.co.uk](mailto:sthildaseyfs@hshafed.co.uk)

**Acorn Class (Y1-2 - Miss Dunning) St Hilda's.** [acorn@hshafed.co.uk](mailto:acorn@hshafed.co.uk)

Oak Class (Y3-6 - Mrs Dodds-Aston) St Hilda's. [oak@hshafed.co.uk](mailto:oak@hshafed.co.uk)

Howard Class (Reception - Y2 Mrs Caddy & Mrs Atherton) Hovingham. [howard@hshafed.co.uk](mailto:howard@hshafed.co.uk)

Worsley Class (Y3-6 - Mr Kelly) Hovingham. [worsley@hshafed.co.uk](mailto:worsley@hshafed.co.uk)

Week commencing 23/3/20: Daily PE with Joe Wicks visit - <https://www.youtube.com/watch?v=K6r99N3kXME> to find out more.



Good  
morning  
Acorn class!

# Daily Tasks

- Numbots (alternate days on Numbots and TT Rockstars for year 2)  
<https://play.numbots.com/#/intro>
- Teach your Monster to Read  
<https://www.teachyourmonstertoread.com/>
- Read (either to a grown up or a grown up can share a story with you)
- Start a diary of activities that you are doing. Update your diary by writing a few sentences every day.
- Spellings (weekly spellings will be on each powerpoint)

# Spellings for this week

Year 1 :


Week 4 The vowel digraphs 'aw' and 'au'
saw
draw
yawn
crawl
claw
author
August
dinosaur
astronaut

Year 2 :

Week 4 Contractions
can't
didn't
hasn't
couldn't
it's
wouldn't
shouldn't
wasn't

# Handwriting

This week we are going to practise ascending letters. These are letters that are tall.



If you would like any handwriting worksheets or writing paper please email [acorn@hshafed.co.uk](mailto:acorn@hshafed.co.uk)

# Maths

We have finished our learning on capacity now. Well done! Our new topic is weight.

Warm up task:

- Choose 5 or 6 objects from around your house.
- Hold each one in your hands.
- Is it heavy or light? How can you tell?
- Put them in order from the lightest thing to the heaviest thing.

Watch: <https://www.youtube.com/watch?v=RrLlai7WtIs>

And answer these questions:

What were some of the light things in the video?

What were some of the heavy things?

What happened when the light things were changed into heavy things?

On the next page, sort the pictures into things that are heavy and things that are light.



piano




feather



bubble




balloon



elephant



cotton



brick



mouse



Earth

# Year 1 Phonics

Lesson 6: <https://www.youtube.com/watch?v=-p6KWV3eHI8>

Remember that you can supplement these sessions with games here:

[www.phonicsplay.co.uk](http://www.phonicsplay.co.uk)



# Year 2 Phonics

We have been thinking about homophones.

Today we are going to learn about some more common homophones.

Read these words:

to

too

two

These words all sound the same but we use them in different ways.

Click the link below. Watch the video and then complete the activities underneath.

<https://www.bbc.co.uk/bitesize/topics/zqhp2p/articles/zc4jpbk>

# Literacy

We have now finished our work on the Farmer Dan story. Well done for writing your stories and I hope you enjoyed this text.

For the next few weeks, our Literacy is going to be based on minibeasts.

Our story is called 'Sidney Spider'. You will find a link to this story on the school home learning page with the daily home learning documents.




Today please read the story and then complete the activities on the next pages.

**Year 2** – try to read the story to a grown-up

**Year 1** – read as much of the story as you can to a grown-up, but if you get stuck then a grown-up can help you.

# Year 1

Think about the story and complete Sidney's notes.



## Year 2

Answer these questions about the story.

1. Where did Sidney live at the start of the story?
2. Why was Sidney a special spider?
3. Why didn't the other spiders like Sidney?
4. What song did Mrs Brown like to sing?
5. Why did Sidney shiver with fear?
6. Why do you think Mrs Brown rushed out of the shed?
7. What made Sidney happy at the end of the story?  
How do you know?

# Geography - Tuesday

Today we will be focusing on African Animals. Here is a quick challenge to start off with. How many animals can you name in 1 minute?

- In Kenya, animals migrate (move) from one place to another, across the land.
- Animals migrate for many reasons, such as to find food, water or shelter.

In Kenya, there is a very well-known, huge migration of wildebeest each year. Over two million animals migrate from the Serengeti National Park to the Maasai Mara National Reserve during July to October, covering 2000 miles!

The wildebeest even have to cross the Mara River, where crocodiles prey on them!

Click on the link to watch a video clip about the wildebeest migration.

<https://www.nationalgeographic.org/media/wildebeest-migration/>

The Big Five is a name given to the largest and most dangerous African animals: lion, leopard, African elephant, rhinoceros and Cape buffalo. The Big Five name was also given by hunters to name the five most difficult animals to hunt on foot. Watch this video clip about African animals. <https://www.bbc.co.uk/programmes/p011smwc>

Can you make a note of the animals you see?

I would like you to pick one of the Big 5 (lion, leopard, African elephant, rhinoceros or Cape buffalo) and research it. What information can you find?

For example you might want to find out:

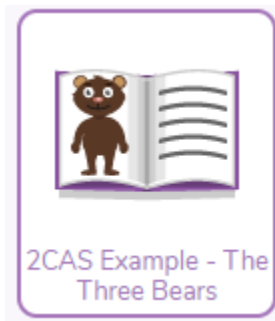
- Size
- Weight
- How long they live for
- Where they live
- What they eat
- An interesting fact



Did you know that baby elephants can suck their trunk for comfort, like we would suck our thumb?

# ICT - Tuesday

- Our topic for the next few weeks is all about how to present ideas using ICT.
- Hopefully you are familiar with the story of Goldilocks and the Three Bears? Today we are going to look at a mind map, a quiz and an animated story of Goldilocks and the Three Bears.
- First, click on the link below to watch the animated story.  
[https://www.purplemash.com/app/guides/2CaS The Three Bears](https://www.purplemash.com/app/guides/2CaS%20The%20Three%20Bears). If the link doesn't work, search for 'The Three Bears' and select




Click on the link to take you to the mind map example.

[https://www.purplemash.com/app/guides/2Connect Three Bears](https://www.purplemash.com/app/guides/2Connect%20Three%20Bears) (if the link doesn't work, sign in to purple mash and in the search bar, type 'the three bears'. Scroll down and select 'The Three Bears Mind Map icon.

You should see a page like this;



Click on  and it should change the mind map to;



Click on each of the green + to reveal each category individually.



Finally, click on the link

[https://www.purplemash.com/app/pup/Three\\_Bears\\_Quiz](https://www.purplemash.com/app/pup/Three_Bears_Quiz) and complete the quiz. Next week you will be looking at making your own quiz. If the link doesn't work, retype 'The Three Bears' into the search bar and select Three Bears quiz.

